



**University of Rajasthan, Jaipur**  
राजस्थान विश्वविद्यालय, जयपुर - 302004

# **NAAC - SSR**

**Assessment Year (2019-20) to (2023-24)**

**Relevant Supporting Document**

## **Criterion – 2**

### **Teaching-Learning and Evaluation**

#### **Key Indicator: 2.5**

**Evaluation Process and Reforms**

#### **Metric: 2.5.2**

**Percentage of student complaints/grievances about evaluation against total number of students appeared in the examinations during the last five years**



# University of Rajasthan, Jaipur

राजस्थान विश्वविद्यालय, जयपुर - 302004


**2.5.2: Percentage of student complaints/grievances about evaluation against total number of students appeared in the examinations during the last five years**

## Re-valuation/ Grievances Report


The report regarding complain/ grievance reported by the students are as under:

**Year : 2023-24**

Year	Total student appeared in exam	Total No. of Re-valuation can reported	Percentage
2023-24	23584	602	2.55

  
Authorised Signatory

Controller of Examinations  
University of Rajasthan Jaipur





# University of Rajasthan, Jaipur

राजस्थान विश्वविद्यालय, जयपुर - 302004


**2.5.2: Percentage of student complaints/grievances about evaluation against total number of students appeared in the examinations during the last five years**


## Re-valuation/ Grievances Report

The report regarding complain/ grievance reported by the students are as under:

**Year : 2022-23**

Year	Total student appeared in exam	Total No. of Re-valuation can reported	Percentage
2022-23	25096	1520	6.05

  
Authorised Signatory  
Controller of Examinations  
University of Rajasthan, Jaipur





# University of Rajasthan, Jaipur

राजस्थान विश्वविद्यालय, जयपुर - 302004

**2.5.2: Percentage of student complaints/grievances about evaluation against total number of students appeared in the examinations during the last five years**

## **Re-valuation/ Grievances Report**

The report regarding complain/ grievance reported by the students are as under:

**Year : 2021-22**

<b>Year</b>	<b>Total student appeared in exam</b>	<b>Total No. of Re-valuation can reported</b>	<b>Percentage</b>
<b>2021-22</b>	<b>25428</b>	<b>1540</b>	<b>6.05</b>

  
**Authorised Signatory**  
**Controller of Examinations**  
**University of Rajasthan, Jaipur**  




# University of Rajasthan, Jaipur

राजस्थान विश्वविद्यालय, जयपुर - 302004


**2.5.2: Percentage of student complaints/grievances about evaluation against total number of students appeared in the examinations during the last five years**

## Re-valuation/ Grievances Report

The report regarding complain/ grievance reported by the students are as under:

**Year : 2020-21**

Year	Total student appeared in exam	Total No. of Re-valuation can reported	Percentage
2020-21	25379	989	3.89

  
Authorised Signatory  
Controller of Examinations  
University of Rajasthan, Jaipur



# University of Rajasthan, Jaipur

राजस्थान विश्वविद्यालय, जयपुर - 302004

**2.5.2: Percentage of student complaints/grievances about evaluation against total number of students appeared in the examinations during the last five years**

## Re-valuation/ Grievances Report

The report regarding complain/ grievance reported by the students are as under:

**Year : 2019-20**

Year	Total student appeared in exam	Total No. of Re-valuation can reported	Percentage
2019-20	23486	390	1.66

  
Authorised Signatory  
Controller of Examinations  
University of Rajasthan, Jaipur